

AQUA

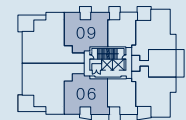
WATERFRONT VILLAGE



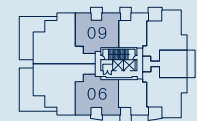
D2

2 Bedroom, 2 Bath

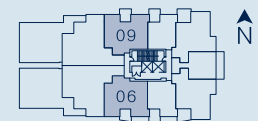
Interior 825-835 SF
Exterior 80-85 SF
Total 905-920 SF



LEVELS 12-14



LEVEL 11



TRUSWELL RD
LEVEL 10

This is not an offering for sale. Any such offering can only be made after filing a disclosure statement. The builder reserves the right to make changes, modifications or substitutions to the building design, specifications and floor plans should they be necessary. Square footage and room sizes are approximate and actual square footage may vary slightly. E.&O.E.